



District Report Card: 2017


State: Bihar	District: Nalanda
Class: 5	Subject: Language
Schools: 60	Students: 1204


Participation/Coverage


Students

<div>GENDER</div> <div></div>	Boys		Girls	
	Number	%	Number	%
	591	49.09	613	50.91

<div>AREA</div> <div></div>	Rural		Urban	
	Number	%	Number	%
	1079	89.62	125	10.38

<div>CATEGORY</div> <div></div>	SC		ST		OBC		GEN	
	Number	%	Number	%	Number	%	Number	%
	372	30.90	8	0.66	725	60.22	99	8.22

<div>CWSN</div> <div></div>	LD	VI	HI	S&LD	ID	Oth
	1	2	0	2	2	1

<div>Management</div> <div></div>	Government		Government-aided	
	Number	%	Number	%
	1196	99.34	8	0.66

Average Performance of Students in Language (%)

Overall	Gender		Area		Management		Social Group			
	Male	Female	Rural	Urban	Govt.	Aided	SC	ST	OBC	GEN
57.99	57.56	58.40	57.47	62.45	57.94	65.00	57.58	52.50	58.29	57.78

Performance on Learning Outcomes (LOs)

Learning Outcomes	Description	Average Performance(%)
L504	Reads and comprehends independently storybooks, news items/ headlines, advertisements etc.	55.58
L508	Reads text with comprehension, locates details and sequence of events	59.19

Range of Performance of Students who Answered Correctly							
Below 30%		30% - 50%		50% - 75%		Above 75%	
Number	%	Number	%	Number	%	Number	%
143	11.88	271	22.51	539	44.77	251	20.85

Lowest Performing Learning Outcomes (LOs)

- 1 - Reads and comprehends independently storybooks, news items/ headlines, advertisements etc. (55.58)
- 2 - Reads text with comprehension, locates details and sequence of events (59.19)